



Address:
6931 Orangethorpe Ave.
Buena Park, CA 90620

Local Control Funding Formula (LCFF) State Priorities Snapshot 2015-16 Reporting Buena Park Junior High

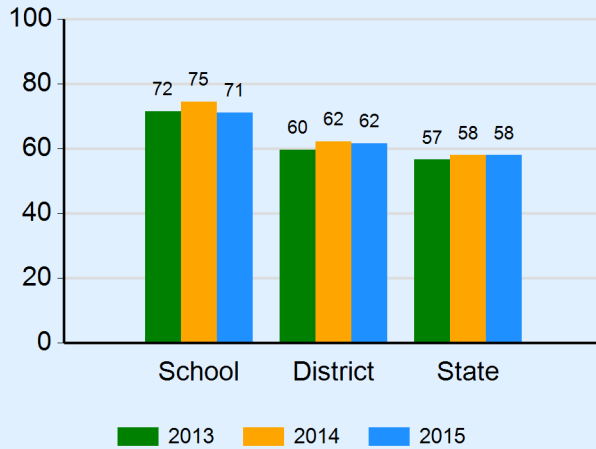
County-District-School Code: 30-66456-6027551
District: Buena Park Elementary
Grades Offered: 7-8

Student Achievement

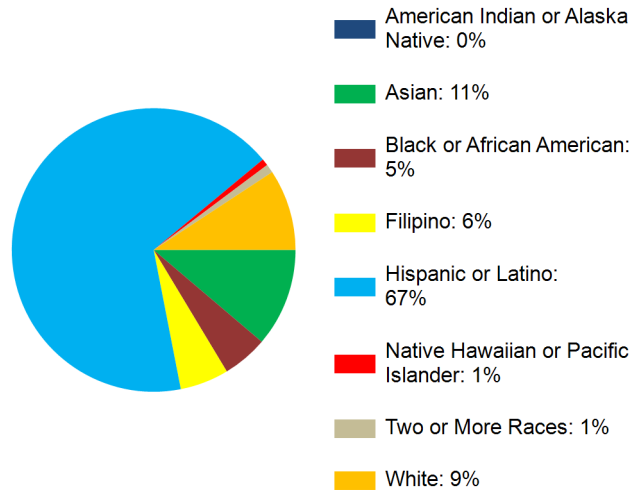
Enrollment (1,031)

School Climate

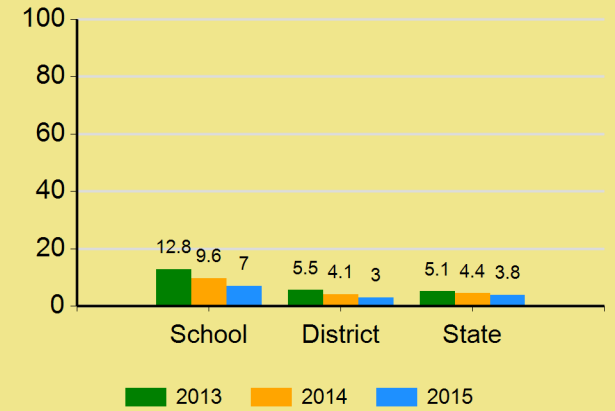
Percent of English Learner Students Who Made Progress Toward English Proficiency



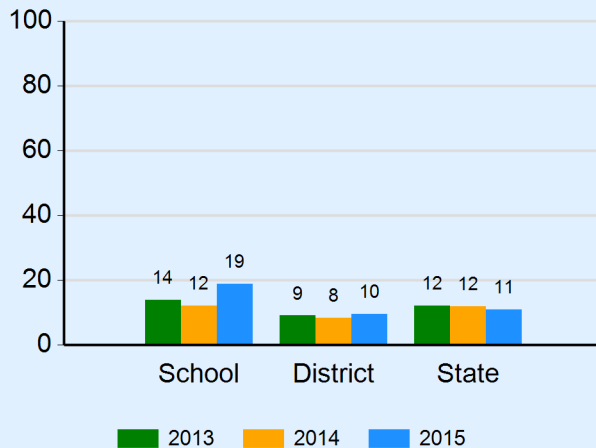
2014-15 Enrollment by Race/Ethnicity



Percent of Students Suspended



Percent of English Learner Students Who Were Reclassified



2014-15 Enrollment by Program Eligibility

English Learner (EL)	278 (27%)
Foster Youth (FY)	4 (0%)
Socioeconomically Disadvantaged (SED)	786 (76%)
Students With Disabilities (SWD)	67 (6%)

Percent of Students Expelled

Level	2013	2014	2015
School	0.16%	0.00%	0.00%
District	0.05%	0.00%	0.00%
State	0.13%	0.10%	0.09%

Student Engagement

Middle Grade Dropout Counts and Rate

Level	2013	2014	2015
School	0 (0.0%)	0 (0.0%)	3 (0.6%)
District	0 (0.0%)	0 (0.0%)	3 (0.6%)
State	2,870 (0.6%)	1,185 (0.3%)	1,262 (0.3%)

Middle Grade dropout counts include all students in grade 8 and students in grade 9 for schools where the highest grade of enrollment is grade 9 (e.g., 7-9).

Student Engagement: Student Groups

(Buena Park Junior High)

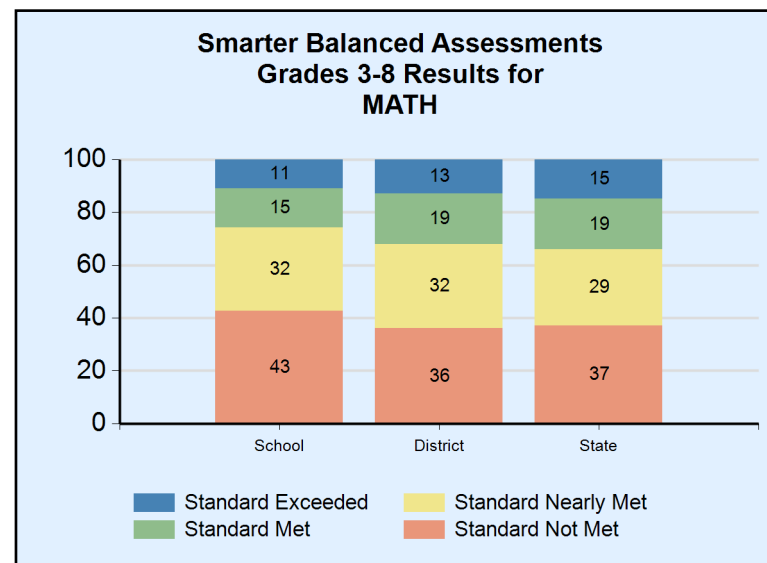

Middle Grade Dropout Counts and Rate

Race/Ethnicity	2013	2014	2015
Black or African American	0 (0.0%)	0 (0.0%)	0 (0.0%)
American Indian or Alaska Native	0 (0.0%)	0 (0.0%)	- -
Asian	0 (0.0%)	0 (0.0%)	0 (0.0%)
Filipino	0 (0.0%)	0 (0.0%)	1 (3.4%)
Hispanic or Latino	0 (0.0%)	0 (0.0%)	2 (0.6%)
Native Hawaiian or Pacific Islander	0 (0.0%)	0 (0.0%)	0 (0.0%)
White	0 (0.0%)	0 (0.0%)	0 (0.0%)
Two or More Races	0 (0.0%)	0 (0.0%)	0 (0.0%)

Program Eligibility	2013	2014	2015
English Learners	0 (0.0%)	0 (0.0%)	1 (0.8%)
Socioeconomically Disadvantaged	0 (0.0%)	0 (0.0%)	0 (0.0%)
Students with Disabilities	0 (0.0%)	0 (0.0%)	0 (0.0%)
Foster Youth	0 (0.0%)	0 (0.0%)	- -

"- -" : Data not available or the student group had less than 30 students or less than 15 students designated as foster youth.

Student Achievement



Note: The first administration of the Smarter Balanced Assessments in ELA and mathematics occurred in the spring of 2015. Therefore, only one year of Smarter Balanced data are available.

Student Achievement: Student Groups

(Buena Park Junior High)

